

Perton Parish Council

Serving the Local Community



Parish Plan 2007 Report, Analysis & Actions

Arising from Parish Plan Questionnaire 2006



Making Your Opinion Count

PERTON PARISH COUNCIL

PARISH PLAN 2007 REPORT & ANALYSIS

MAKING YOUR OPINION COUNT

During the closing months of 2006 Perton Parish Council produced and distributed a questionnaire booklet to every home within the Parish boundaries. The intent of the questionnaire was to seek responses from parishioners to a wide range of topics that affect our day-to-day lives.

Perton Parish Council levies a 'Parish Council Tax' to provide local amenities in support of the broader initiatives and services provided by both South Staffordshire District Council & Staffordshire County Council. As a consequence of the Parish precept the Parish Council sets its own agenda and therefore believes it to be fair and reasonable to consult with the local tax payers as to how this money should be spent and what priorities should be adopted. Additionally the Parish Council is able to influence both the District and the County Councils as to what is and what is not important to our local residents. Therefore your responses to our questionnaire will help us to determine your preferences as to how your money is spent.

Perton Parish Council would like to sincerely thank every individual that took the time and effort to provide a response to our questionnaire. Your opinions are valued and we thank you for them.

REPORT OBJECTIVES & SUMMARY

Role of Perton Parish Council

Perton Parish is one of 8,700 parish and town councils representing around 16 million people across England. Our Council forms the most local level of government and many readers of this document will be familiar with the additional governmental tiers provided by both South Staffordshire District Council and Staffordshire County Council. Our role falls into three main categories:

- Representing our local community.
- Delivering services to meet local needs.
- Striving to improve the quality of life in the parish.

Using your feedback

The results of the information collected through the returned questionnaires are contained within this report. From the questions asked and the answers provided we can determine what is important to you and therefore strive to ensure our decisions, where possible, reflect your needs and priorities.

The questionnaire comprised 70 varied questions and, not surprisingly, not all respondents answered all questions. However, we have enough information to determine what you care about and what is of lesser importance, thus we can use this detail to set our focus for the future.

Methodology

We have a vast amount of data recorded from the returned questionnaires and, given that a 'computer database' is the repository for this information the full computer report is not 'reader friendly' and in some ways contains information that is not particularly relevant. Accordingly whilst we have provided a limited response to every question we have sorted the information and selected the issues that are important to the respondents. Where there is a very significant requirement or concern we have provided all the relevant data and where practical presented this information in a 'pictorial view' that hopefully is easy to understand and interesting to study.

The Parish Council will utilise this information to select and prioritise the appropriate actions and determine what can be implemented at a local level via the Parish Council and what needs to be re-focussed onto either the District Council or the County Council or in some cases both, in which case we will enlist the services of our District and County Councillors to influence our desired outcomes. Some of the data also identifies trends and again this information can be used to encourage or resist accordingly.

Actions Plans

Action, on appropriate items, clearly can sometimes take time and we won't always get what we want when we want it. However once our priorities are firmly established that will be a great help and our action plan will continue to develop month by month. Initially, where we have already identified the 'next step' this will be shown boxed in red italics against the response details. The new Parish Council in May 2007 will carry the actions forward.

PERTON PARISH PLAN - 2007 REPORT & ANALYSIS

HOUSEHOLD SECTION

Perton Parish Council distributed a total of 4470 questionnaires to each dwelling within Perton Parish boundaries. This total comprises 4233 dwellings located within Perton Village and a further 237 dwellings in surrounding areas. Parishioners were initially requested to answer a few questions concerning their household; this section was completed by one individual per household on behalf of the household. The intention of the Parish Council was to determine how many household responded to the questionnaire, both on and off Perton Village and the number of individuals within each.

Question: 1

How many people including children normally live in your household?

A total of 529 households provided responses which showed a total population of 1294 people within those households, thus the average population of each household is just over 2.4.

Question: 2

Please enter the number of people in your household in each age group:

	Male	Female
0-4	31	38
5-10	60	60
11-15	36	28
16-17	14	13
18-24	42	30
25-44	136	157
45-59	156	186
60-64	50	39
65-74	50	67
75-84	34	55
85+	5	7

From a population of 1294 there are 680 females compared to 614 males.

Question: 3

Where does your household live?

Of the 529 households that responded 522 or 98.7% of the combined total were located on Perton Village giving a response rate of 12.33% of the total distributed within Perton Village. We received 7 responses from households outside of Perton Village – just 1.3% of the combined total responses and a response rate of just 0.03% of questionnaires distributed.

Question: 4

Enter the number of children under 16 in your household who attend the following:

Play group	20
Nursery school	18
First/Primary school	99
Middle school	46
Secondary school	55
Home Educated	0
School for those with special needs	2
Other	5

From 529 households a total of 245 utilise the above facilities

Question: 5

Enter the number of children in your household who have a special educational need:

From 529 households a total of 11 children were declared as having special educational needs.

Question: 6

Please enter the number of people in your household over 16 who attend the following:

City of Wolverhampton College	21
University of Wolverhampton	25
Other sixth form Colleges	13
Other Universities	21

From 529 households a total of 80 utilise the above facilities.

Question: 7

If any of your children under 16 are unable to take part in after school activities, please give the reasons why:

Lack of transport home	18
Distance between home/school	13
Expense	10
Special needs not catered for	2
Other	14

From 529 households a total of 57 children were declared as being unable to participate.

PERTON PARISH PLAN - 2007 REPORT & ANALYSIS

PERSONAL SECTION

Within the questionnaire booklets we provided sufficient space for the provision of up to six responses per household, the only qualification being that a respondent must be aged eleven or older. As previously stated within the Household Section there was a total of 529 questionnaires returned from households containing 1294. Some will not have qualified due to the age criteria and not all individuals responded to all questions, therefore, where appropriate within this section we have identified the total number of respondents to any given question.

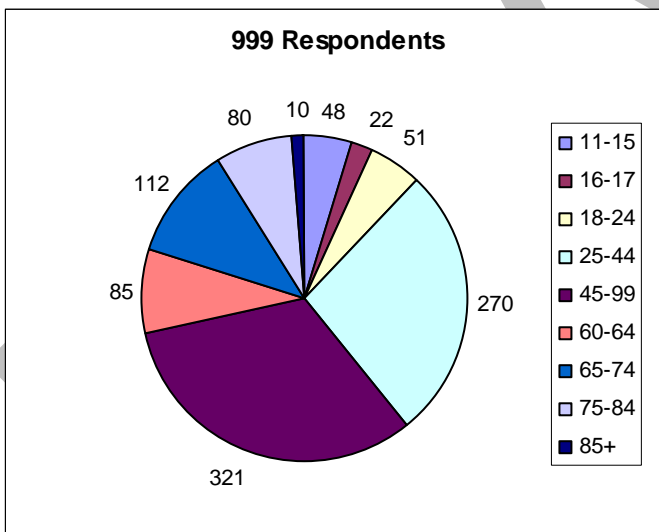
Question: 8

Sex:

From a total of 972 responses, we received a total of 527 (54.2%) responses from females and 445 (45.8%) from males.

Question: 9

What age group do you belong to?



Question: 10

How is the quality of life in Perton Parish compared to 10 years ago?

From a total of 949 responses to this question 100 (10.5%) believed that Perton is now a better place to live but 361 (38%) believe it to be worse. 488 (51.5%) think it is about the same or did not know.

Question: 11

Where is your main place of work?

From a total of 646 responses 534 (82.7%) work outside of Perton Parish the remainder 112 (17.3%) work within the Parish.

Question: 12

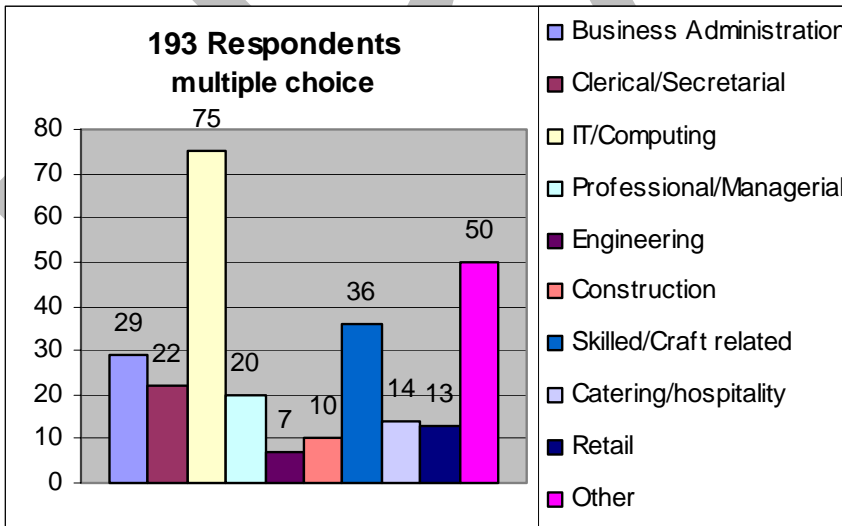
If you are actively seeking work, are there any barriers that are preventing you from taking up employment, training or study opportunities?

Possible Barriers	
Lack of alternative care for adult dependent	3 (1.5%)
Lack of child care locally	5 (2.5%)
Cost of child care locally	10 (5.1%)
Lack of access to transport	10 (5.1%)
I don't have the right type of experience	15 (7.6%)
I don't have the right type of qualifications/training	17 (8.6%)
Disability or ill health of some kind	15 (7.6%)
Lack of information/advice	20 (10.2%)
None of these	137 (69.5%)

From a total of 197 responses 137 (69.5%) did not experience any of the barriers listed. The remaining numbers were fairly evenly distributed across the categories.

Question: 13

If you are interested in taking vocational training, what training would you be looking for?



ACTION
<i>Flag needs to Wolverhampton College</i>

Question: 14

Should the following be encouraged in and around Perton Parish?

842 RESPONDENTS	Strongly in Favour	In Favour	No Strong Opinions	Have Reservations	Definitely Not
Tourism development and attractions	91 (10.8%)	172 (20.4%)	224 (26.6%)	121 (14.4%)	139 (16.5%)
Small Business Development	113 (13.4%)	253 (30%)	159 (18.9%)	85 (10.1%)	145 (17.2%)
Small Scale Industrial Workshops	32 (3.8%)	78 (9.3%)	135 (16.0%)	153 (18.2%)	313 (37.2%)
More Jobs in Perton Parish	144 (17.1%)	245 (29.1%)	209 (24.8%)	55 (6.5%)	81 (9.6%)

ACTION
<i>Flag details to SSDC</i>
<i>Flag details to Staffordshire County Council</i>

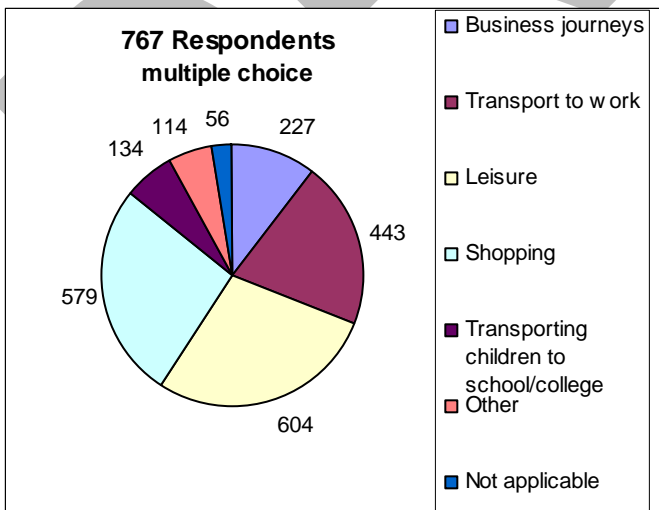
Question: 15

Are you a driver who has daytime access to a vehicle?

From a total of 928 responses 700 (75.4%) responded that they were drivers with daytime access to a vehicle, the remaining 228 (24.6%) responded 'No'.

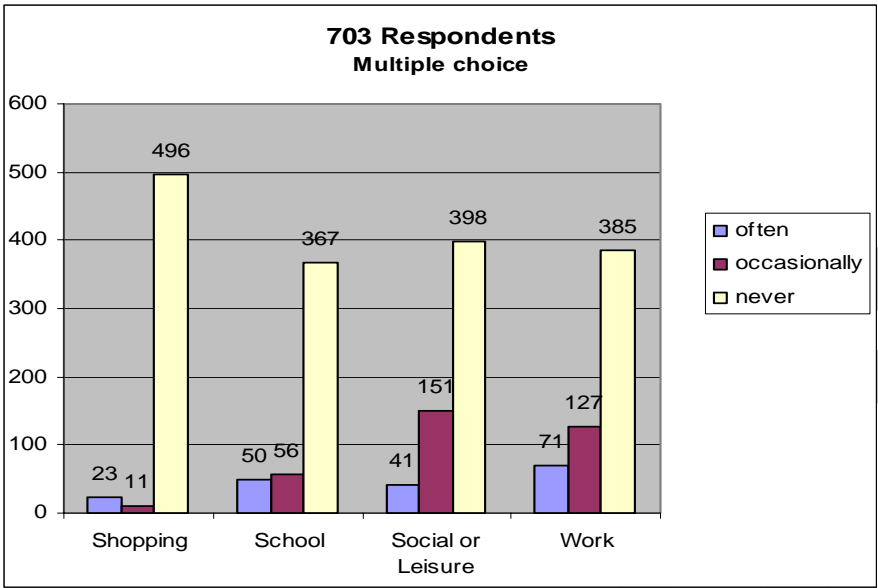
Question: 16

If yes, what do you use the vehicle for?



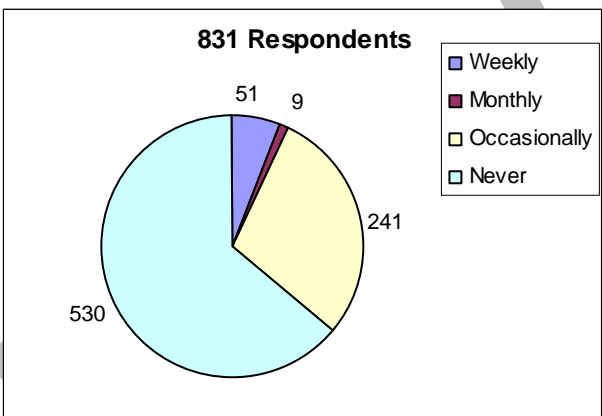
Question: 17

Would you be prepared to take part in a scheme to share private vehicles for?



Question: 18

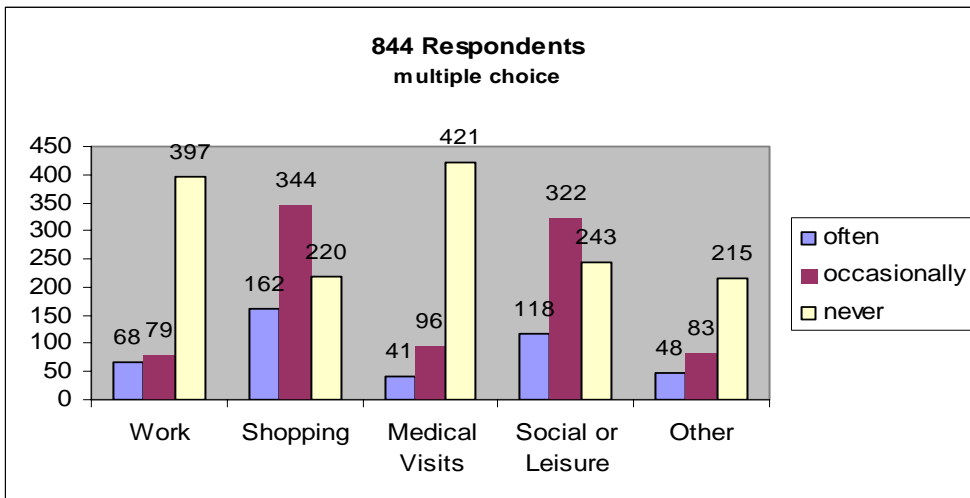
Would you use a voluntary car service as a passenger?



ACTION

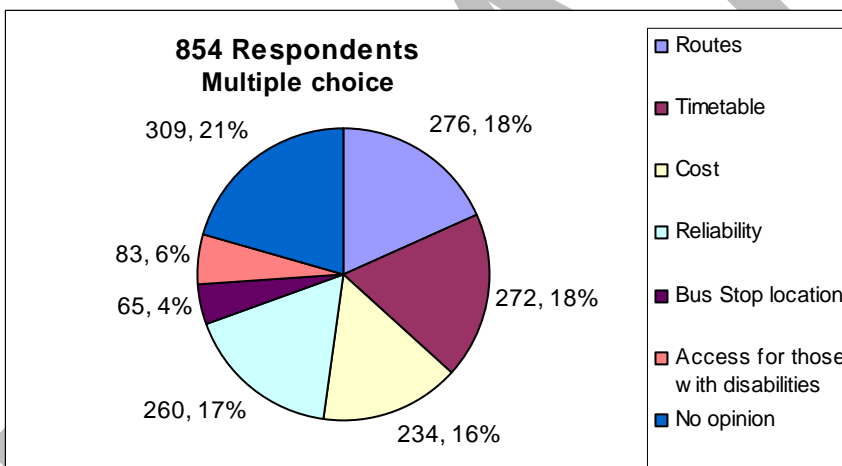
Question: 19

If you use the bus, what do you use it for and how often?



Question: 20

Would you like to see any improvements in the bus service with regard to?



<i>ACTION Q19 & Q20</i>
<i>Flag needs to Bus Companies</i>
<i>Flag needs to Staffordshire County Council</i>

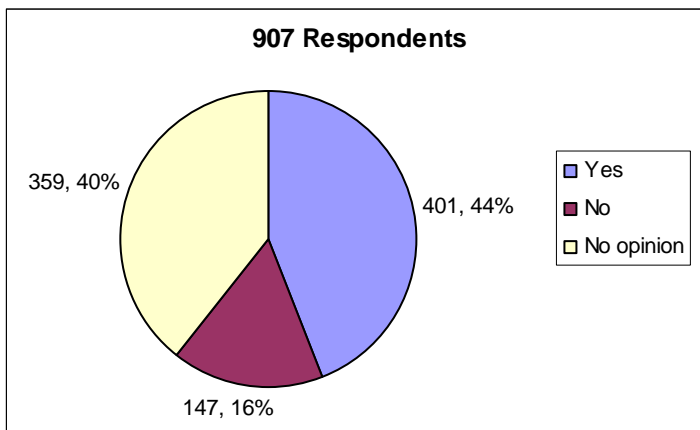
Question: 21

Are the local taxi services adequate for your needs?

Yes	601 (64.4%)
No	57 (6.1%)
No Opinion	275 (29.5%)
933 Respondents	

Question: 22

Are there enough parking spaces for people with physical disabilities in Perton Parish?



Question: 23

Within Perton Parish where do you consider the major 'Danger Spots' on the roads to be?

Responses to this question were fairly varied as may be expected, one telling quote which many will relate to was:

' No Danger spots - just bad drivers'.

Rather than produce several hundred individual comments we have summarised the main group's common throughout the questionnaire.

- 1) The Parkway & main side roads, St Andrews, Richmond, Gainsborough, Leasowe etc.
 - a. Speeding
 - i. 30 mph signs and speed cameras required
 - b. St Andrews Drive Chicane
 - i. Many Drivers ignore 'Give Way' on South side
 - ii. Some give way against established priority
 - c. Crossing / Crossing near schools
 - d. Subways – Pedestrians favour surface over subway crossing
 - e. Mini Roundabouts
 - f. Bus Lane
 - g. Bus Stop Areas
- 2) Parking
 - a. Cars parked on corners causing danger on turns
 - b. Cars parked on pavements forcing pedestrians into road
 - c. On outside of bends
 - d. On yellow lines at rear of Sainsbury's

- 3) Coleridge Drive / Church Road
 - a. Access to Community Centre car park
 - b. Access to Doctors surgery due to Sainsbury's exit
 - c. All of Coleridge Drive due to Petrol station / Car park exits
 - d. Blind Spot exit to slip road at Sainsbury's due to hedges and skips
 - e. Sainsbury's lorry entrance

- 4) Schools
 - a. Bad Parking
 - b. Difficult crossing road
 - c. Time of day related
 - d. Coach & Bus pick up points
 - e. Parents ignoring yellow lines

- 5) Pear & Partridge / Wrottesley Arms
 - a. No road crossing (P&P)
 - b. Noisy
 - c. Drunken Drivers

- 6) Wrottesley Road area
 - a. Entering / Leaving Bradshaw's Farm Shop
 - b. Traffic Lights at A41
 - c. Outside Brownies Garden Centre

- 7) Chicane at Severn Drive by Corsers Court

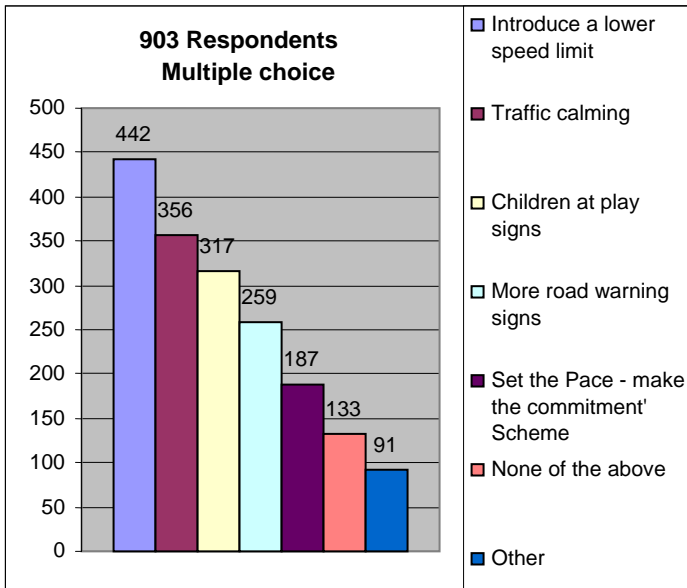
- 8) Drivers
 - a. Lack of signalling on roundabouts
 - b. Use of mobile phones
 - c. Speeding
 - d. Parking
 - e. 'Boy Racers' throughout area

- 9) Road Junctions
 - a. A41 to A464
 - b. Junctions where alleys meet roads

ACTION
<i>Flag concerns to SSDC</i>
<i>Flag concerns to Staffordshire County Council</i>
<i>Flag concerns to Local Policing Unit</i>

Question: 24

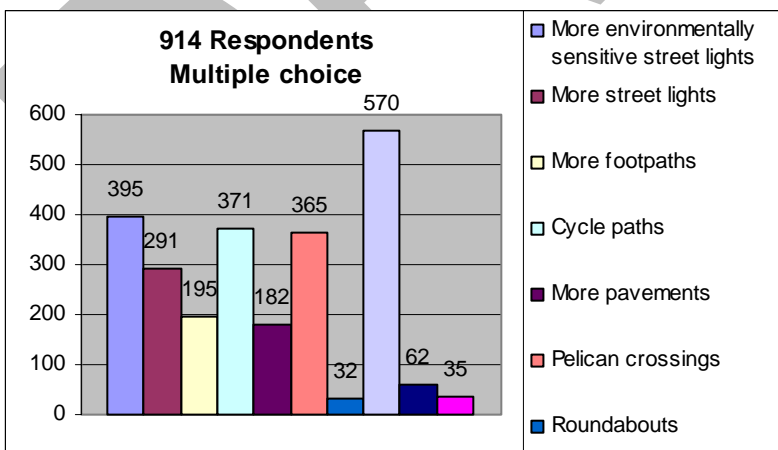
Would you support the following speed control measures in the Parish?



<i>ACTION</i>
<i>Flag concerns to SSDC</i>
<i>Flag concerns to Staffordshire County Council</i>
<i>Flag concerns to Local Policing Unit</i>

Question: 25

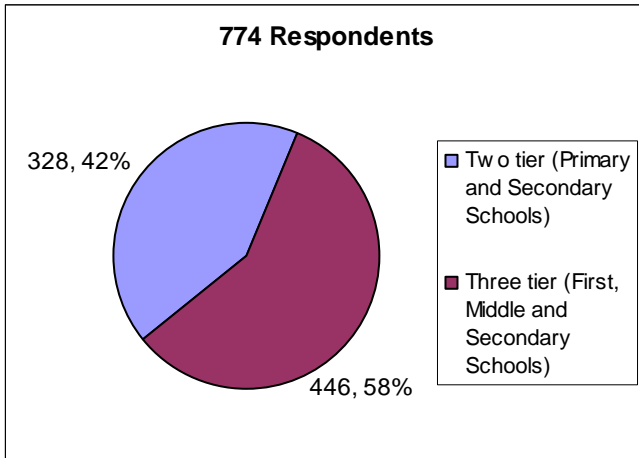
In relation to paths and street lights, would you like to see any of the following in Perton parish?



<i>ACTION</i>
<i>Flag concerns to SSDC</i>
<i>Flag concerns to Staffordshire County Council</i>

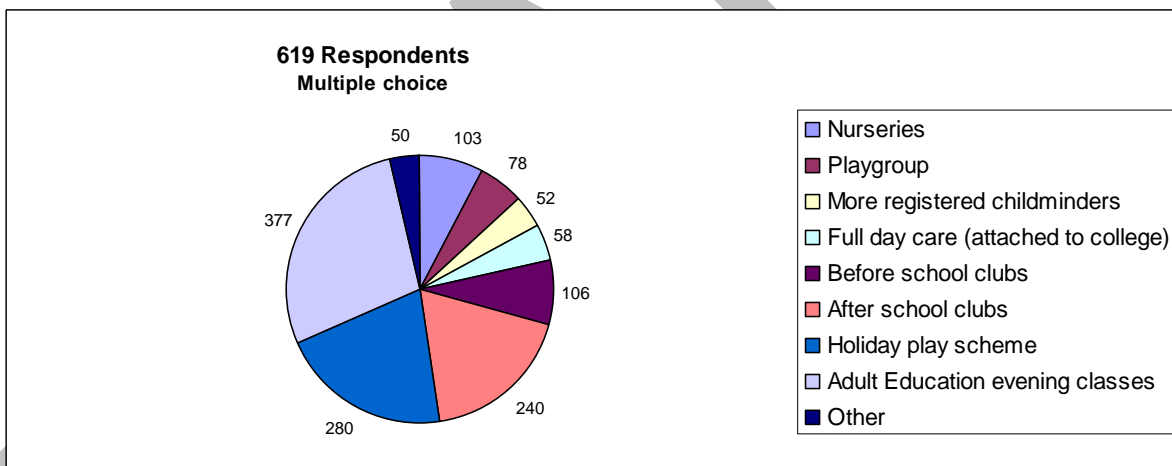
Question 26

Which structure of education system do you prefer?



Question: 27

In relation to educational facilities, does Perton Parish need any of the following?



Question: 28

Did you know there was a Civic Centre on Perton?

Yes	958 (97.6%)
No	24 (2.4%)
982 Respondents	

Question: 29

Are you aware of the facilities it provides?

Yes	700 (72.4%)
No	267 (27.6%)
967 Respondents	

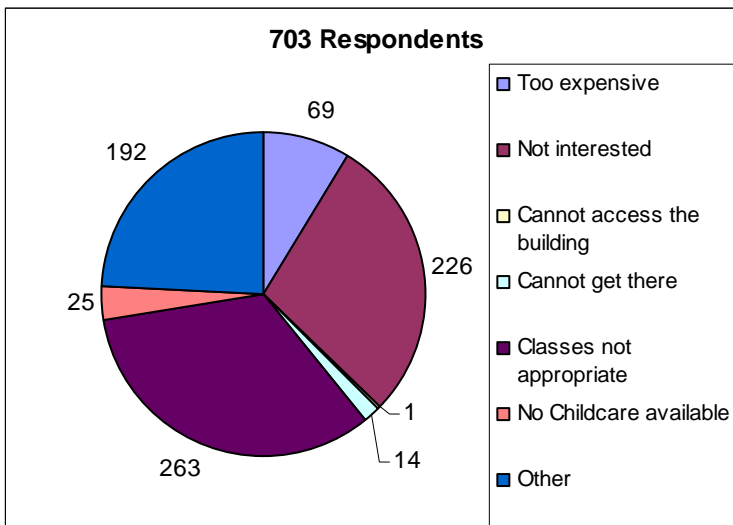
Question: 30

Do you attend any of the following in Perton Parish?

Day / Evening classes in Perton Civic Centre	65 (95.6%)
Day / Evening classes in Perton Middle School	5 (7.4%)
68 Respondents	

Question: 31

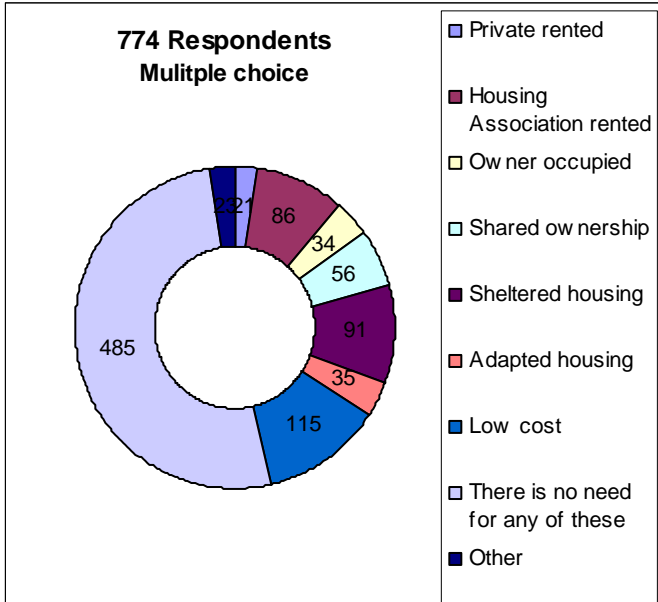
If you have not attended classes - was it for any of the following reasons?



ACTION Q26, 27, 30 & 31
<i>Flag needs to SSDC</i>
<i>Flag needs to Staffordshire County Council</i>
<i>Flag needs to Wolverhampton College</i>

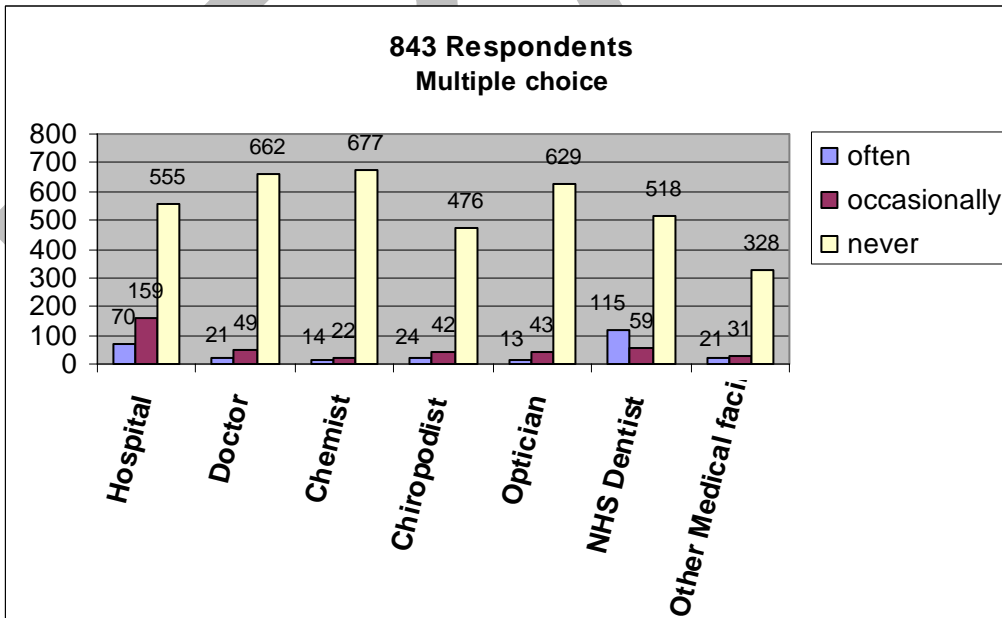
Question: 32

Is there need for more accommodation of the following types in Perton Parish?



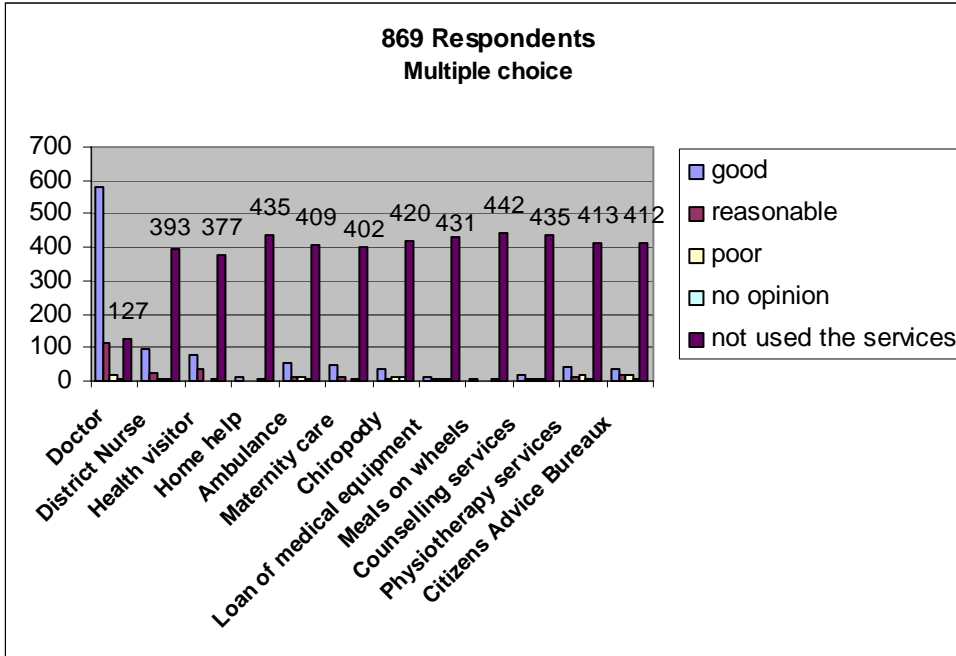
Question: 33

Do you have any difficulty in getting to the following?



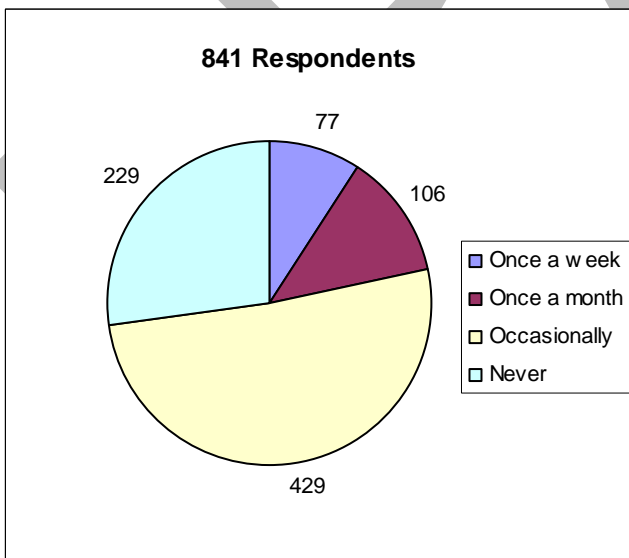
Question: 34

If you have used any of the following services which cover Perton Parish during the last year, how do you rate the service?



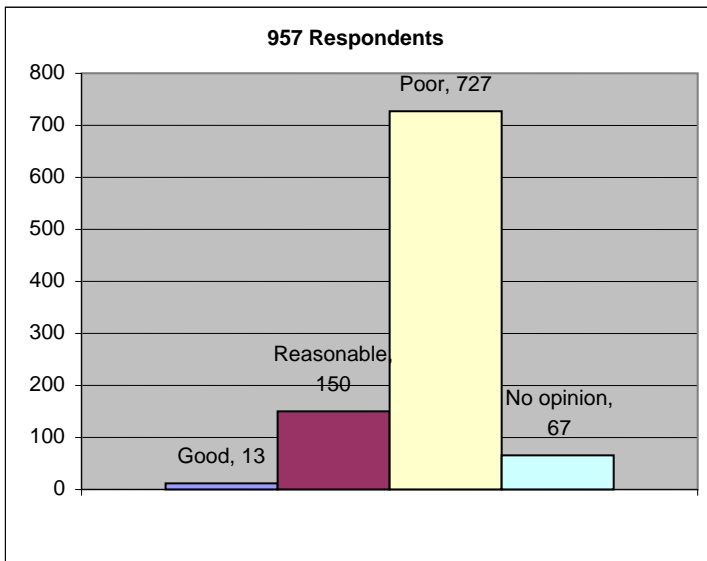
Question: 35

How often would you be prepared to help a good neighbour scheme in Perton Parish?



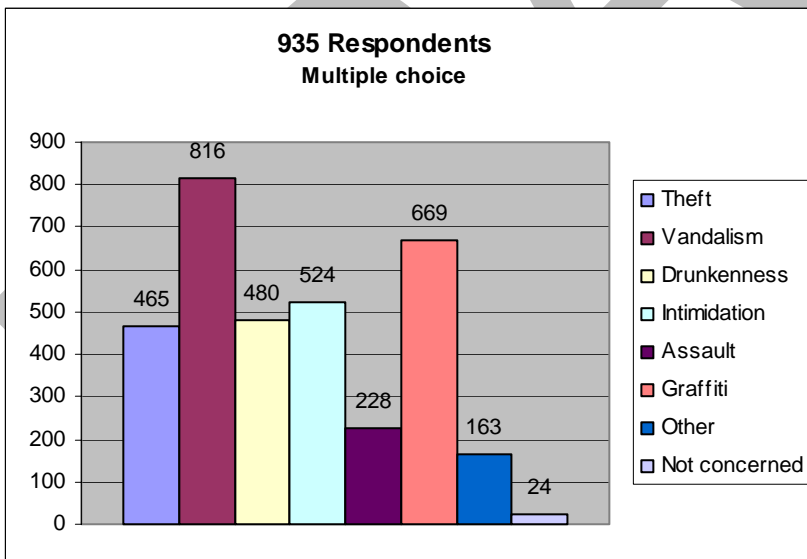
Question: 36

Do you regard the police coverage of Perton Parish to be?



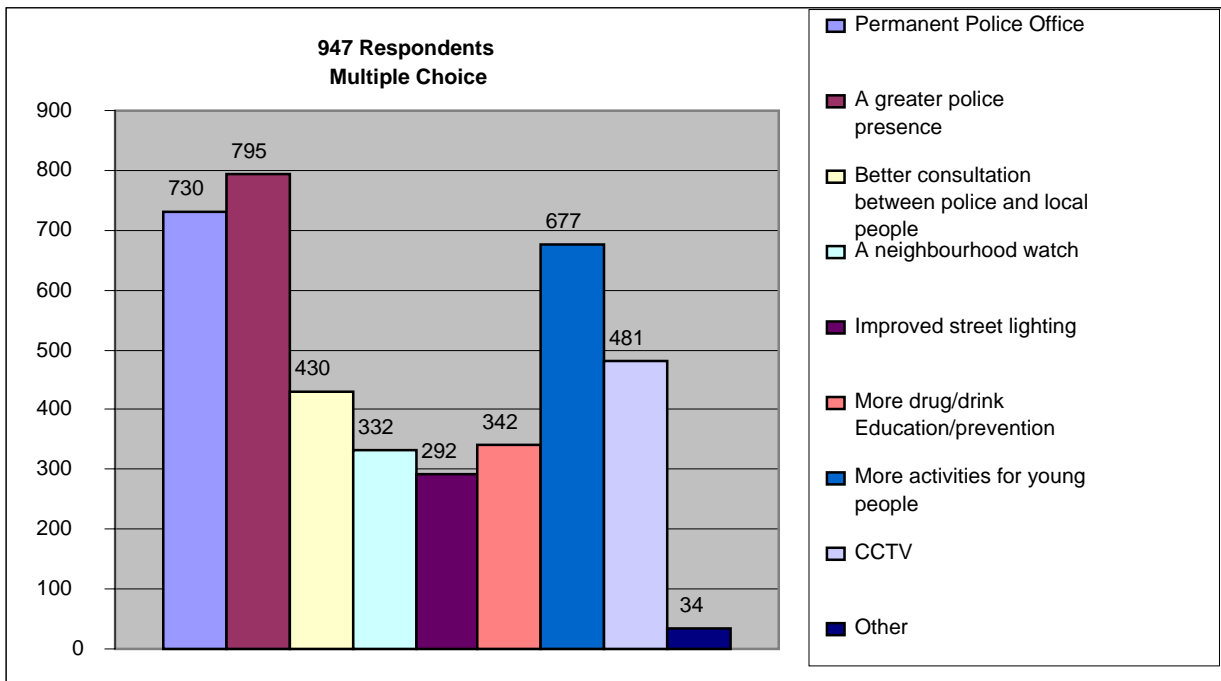
Question: 37

Which, if any, of the following crimes and anti-social behaviour concern you in Perton Parish?



Question: 38

Do you think that any of the following measures are needed?



ACTIONS: Q36 – Q37 - Q38
<i>Flag concerns to Wombourne NPU</i>
<i>Support Neighbourhood Police officers relocating to Perton Civic Centre</i>
<i>Support Introduction of 'Section 30' Police Powers for Dispersal of groups</i>
<i>Support provision of Perton PCSOs</i>

Question: 39

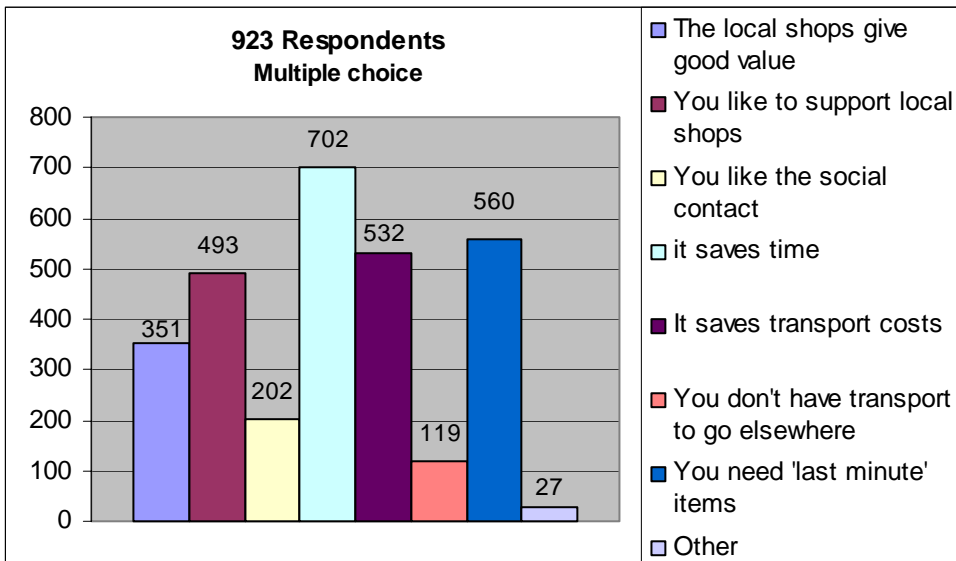
Are the opening hours of the local waste disposal facilities at Bilbrook appropriate?

Yes	473 (55.5%)
No	379 (44.5%)
852 Respondents	

ACTION
<i>Flag needs to Staffordshire County Council</i>

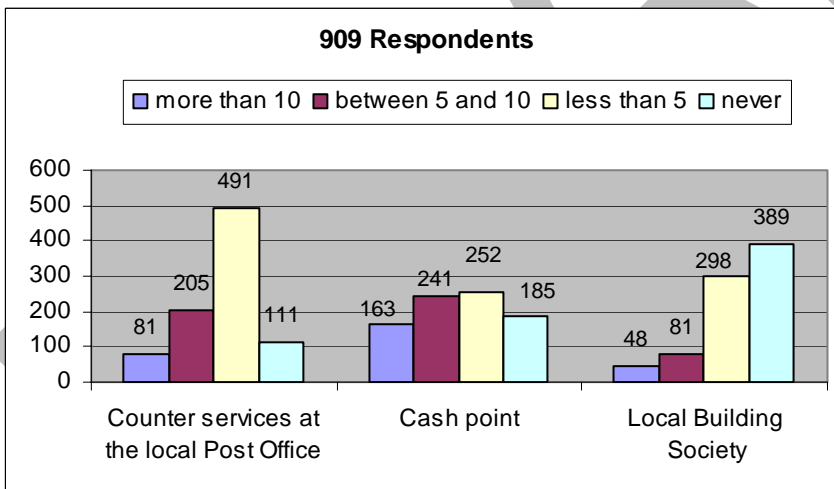
Question: 40

If you usually shop in Anders Square is it because?



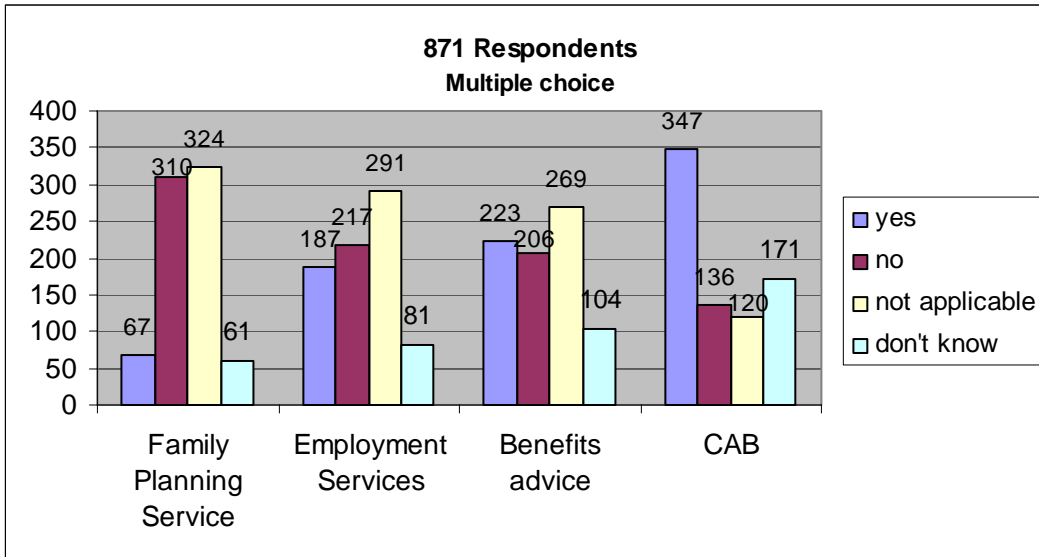
Question: 41

How many times a month do you use the following services?



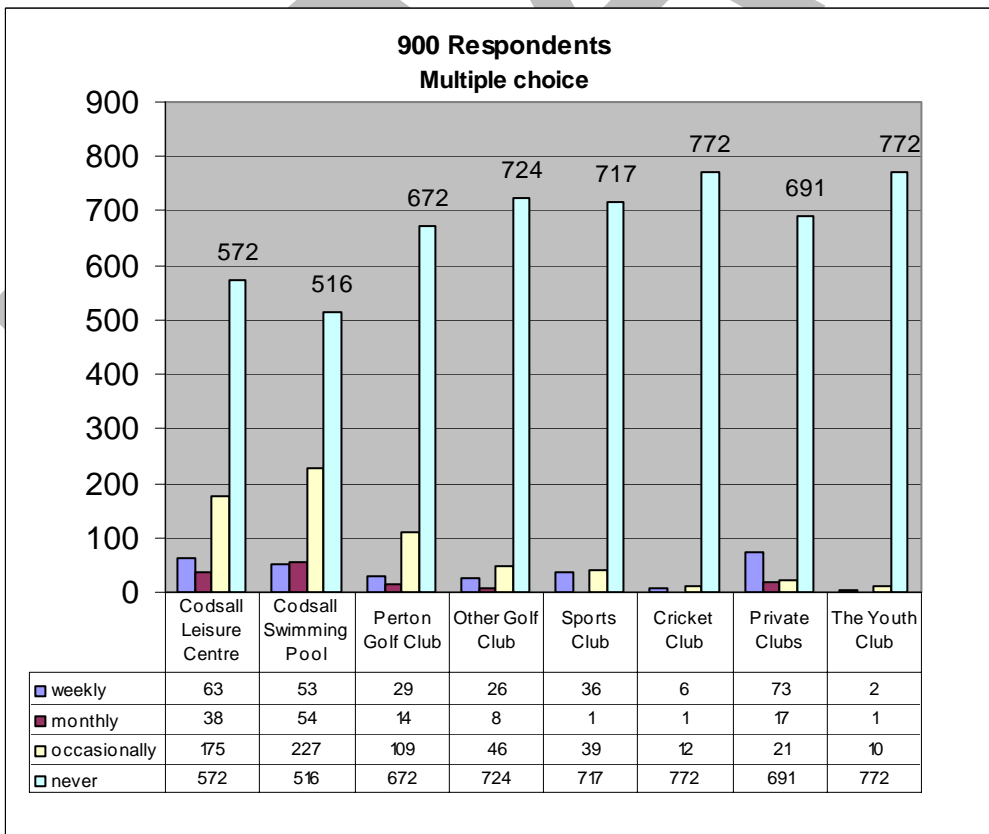
Question: 42

Would you use the following information services if provided in Perton Parish?



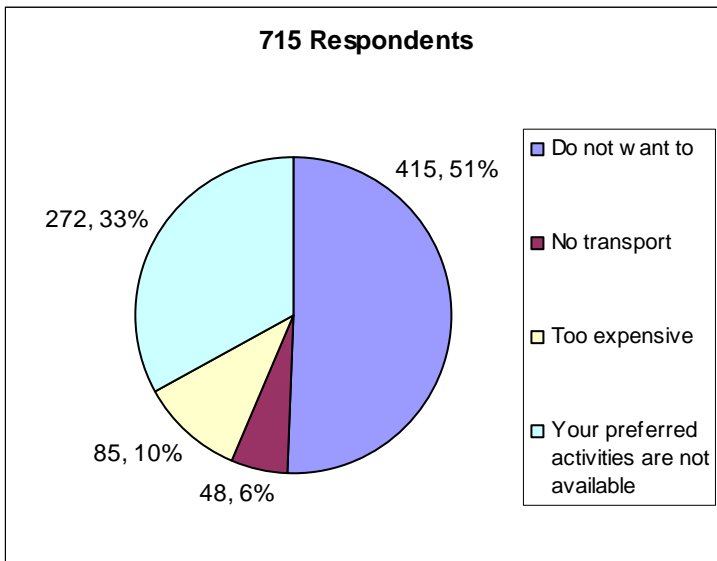
Question: 43

How often do you use the following facilities?



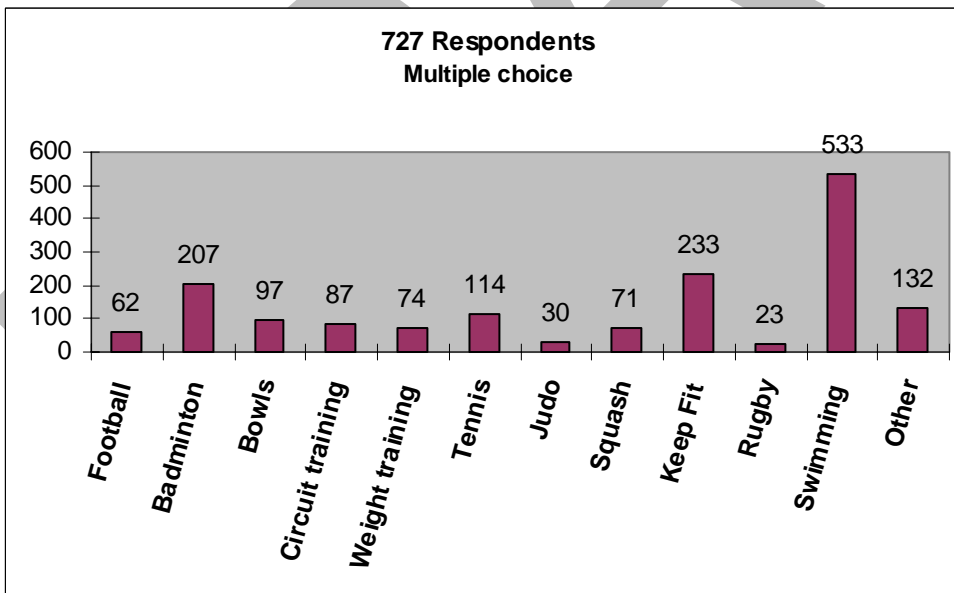
Question: 44

If you do not take part in any of the sports activities, is it because?



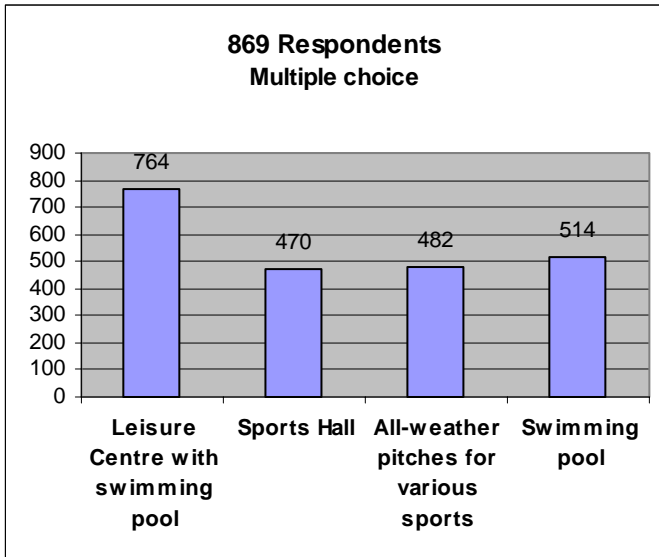
Question: 45

Which new sports clubs/activities would you attend in Perton Parish if they were provided?



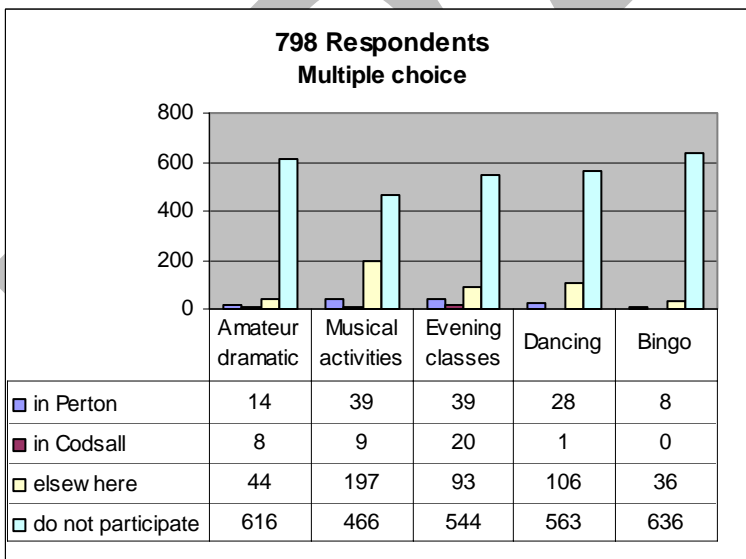
Question: 46

Do you consider Perton Parish has a need for any of the following sports facilities?



Question: 47

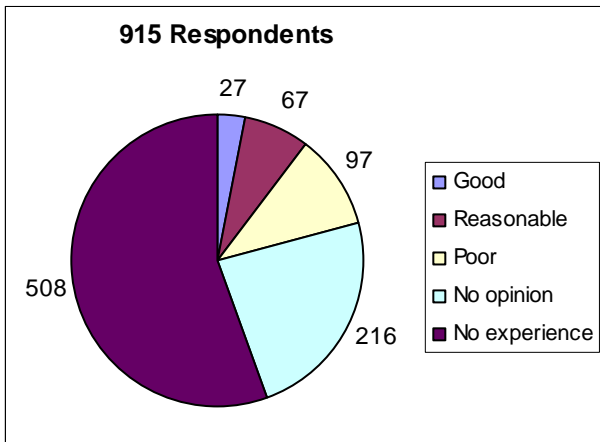
In relation to the following social/entertainment activities, where do you go to take part in them?



<i>ACTION Q42 to Q47</i>
<i>Flag needs to SSDC</i>
<i>Flag needs to Staffordshire County Council</i>

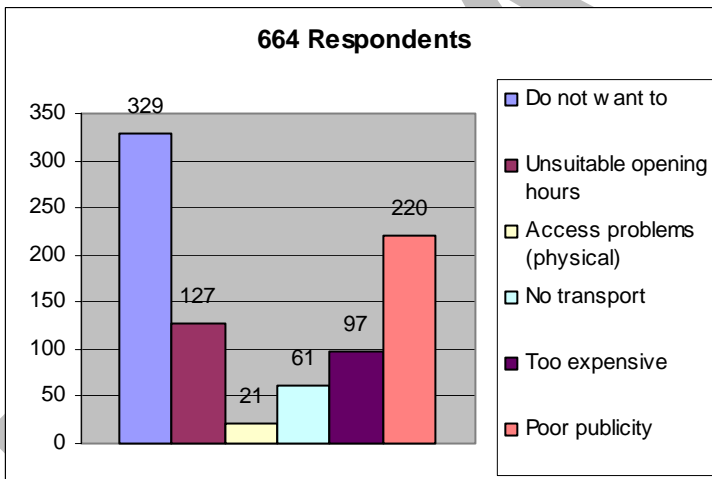
Question: 48

What are your opinions of local arts/entertainment facilities for people with disabilities?



Question: 49

If you do not take part in any leisure activities, is it because?



Question: 50

Are the following youth facilities in Perton Parish?

	Good	Reasonable	Poor	No Opinion
Scouts / Cubs / Beavers	183 (22.3%)	95 (11.6%)	24 (2.9%)	468 (57.1%)
Guides / Brownies / Rainbows	180 (22.0%)	92 (11.2%)	16 (2.0%)	461 (56.2%)
Youth Club	15 (1.8%)	36 (4.4%)	190 (23.1%)	499 (60.8%)
Youth Football	70 (8.5%)	86 (10.5%)	73 (8.9%)	497 (60.6%)
Dancing Schools	67 (8.7%)	100 (12.2%)	40 (4.9%)	528 (64.4%)
Martial Arts	58 (7.1%)	86 (10.5%)	36 (4.4%)	531 (64.8%)
Drama	21 (2.6%)	33 (4.0%)	55 (6.7%)	610 (74.4%)
820 Respondents				

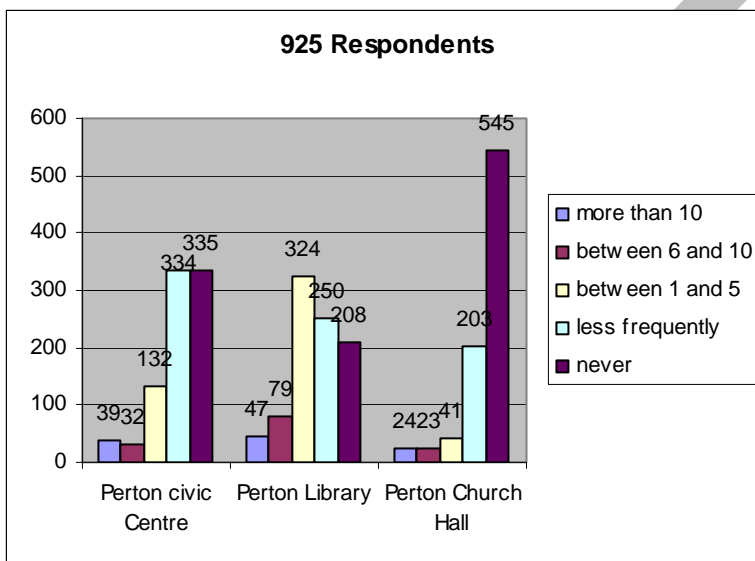
Question: 51

What are your views on local social facilities for?

	Good	Reasonable	Poor	No Opinion
Children up to 16	37 (4.1%)	119 (13.3%)	394 (44.2%)	237 (26.6%)
Young people 17-25	2 (0.2%)	42 (4.7%)	474 (53.1%)	257 (28.8%)
People 26-60	22(2.5%)	206 (23.1%)	264 (29.6%)	275 (30.8%)
People over 60	80 (9.0%)	187 (21.0%)	148 (16.9%)	390 (43.7%)
892 Respondents				

Question: 52

How many times a month do you use the following facilities?



ACTION Q48 to Q52

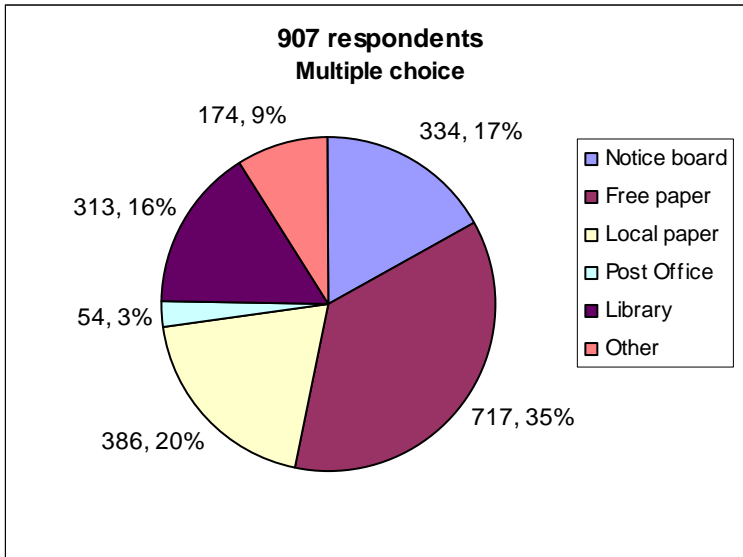
Flag needs to SSDC

Flag needs to Staffordshire County Council

Flag needs to Wolverhampton College

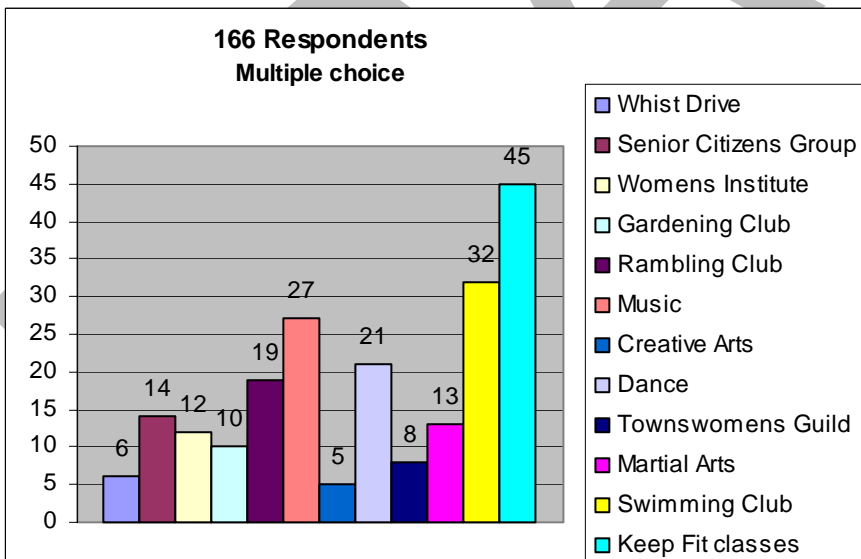
Question: 53

Where do you usually get information about events taking place in Perton Parish?



Question: 54

Which activities do you attend in Perton Parish?



Question: 55

The local council is empowered to raise money through the council tax. Are you satisfied with the way this money is spent?

Very Satisfied	12 (1.3%)
Quite Satisfied	192 (20.2%)
Quite Dissatisfied	162 (17.1%)
Very Dissatisfied	163 (17.2%)
Don't know how it is spent	342 (36.0%)
No opinion	79 (8.3%)
950 Respondents	

Question: 56

Did you know the Parish Council has a web site containing details of Council meetings and other useful parish information?

Yes	352 (37.0%)
No	599 (63.0%)
951 Respondents	

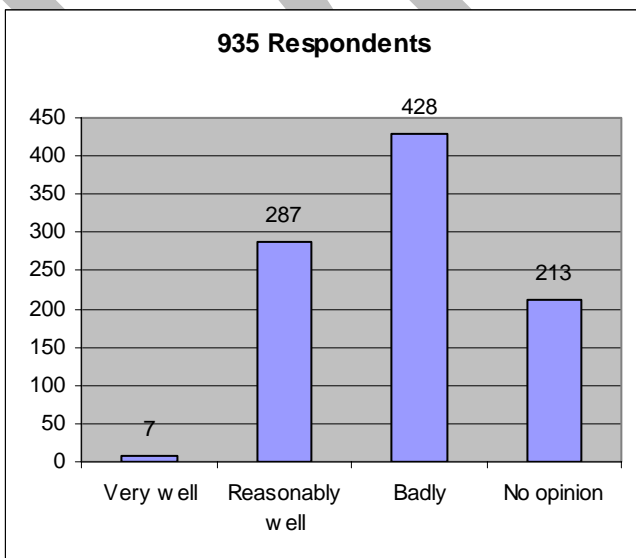
Question: 57

Would you be interested in receiving information from Perton Parish Council via e-mail?

Yes	278 (30.9%)
No	622 (69.1%)
900 Respondents	

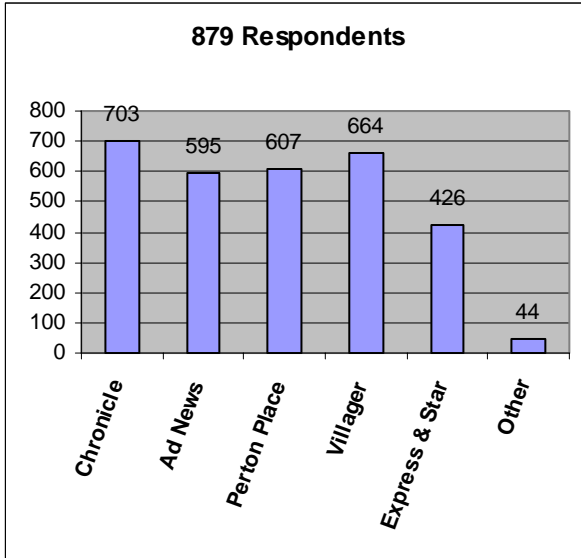
Question: 58

How well does the local council publicise its decisions and activities?



Question: 59

Do you read any of the following to find out what your Parish Council is doing?



Question: 60

Have you ever attended the Annual Parish Meeting which is open to all the electors of the Parish?

Yes	85 (9.0%)
No	855 (91.0%)
940 Respondents	

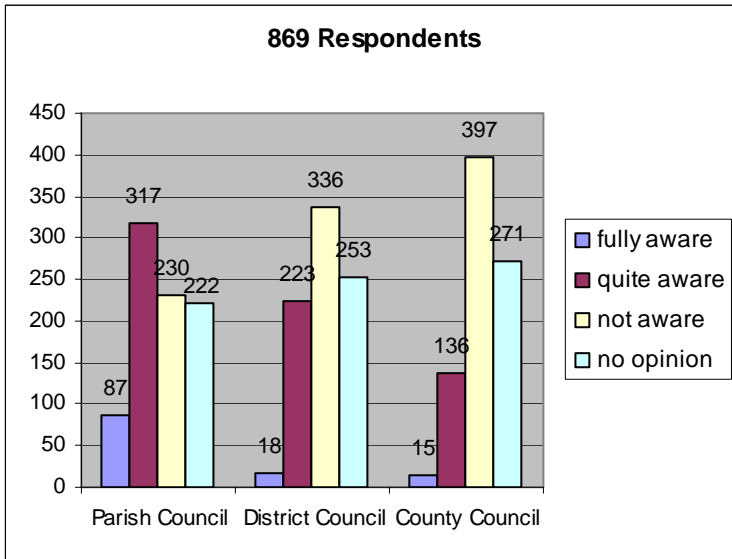
Question: 61

Would you be prepared to pay a slightly higher council tax to meet some of the needs of Perton Parish?

Yes	254 (27.5%)
No	568 (61.6%)
No Opinion	100 (10.8%)
922 Respondents	

Question: 62

Do you feel your elected representatives in local government are sufficiently aware of local concerns and feelings?



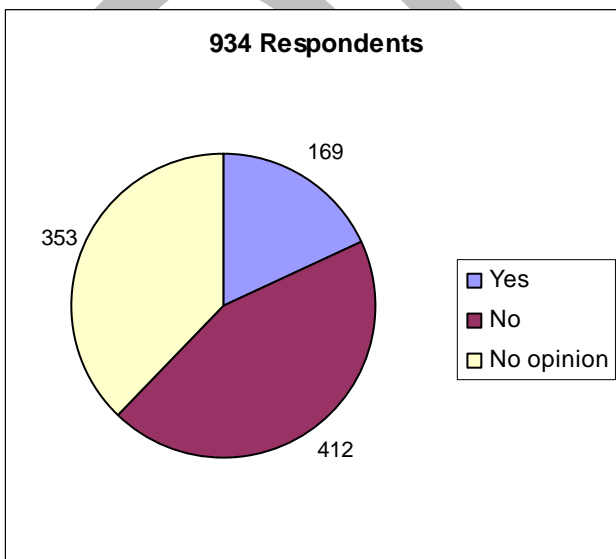
Question: 63

Do you know how to get in touch with your local Councillor / Parish Clerk?

Yes	458 (49.4%)
No	469 (50.6%)
927 Respondents	

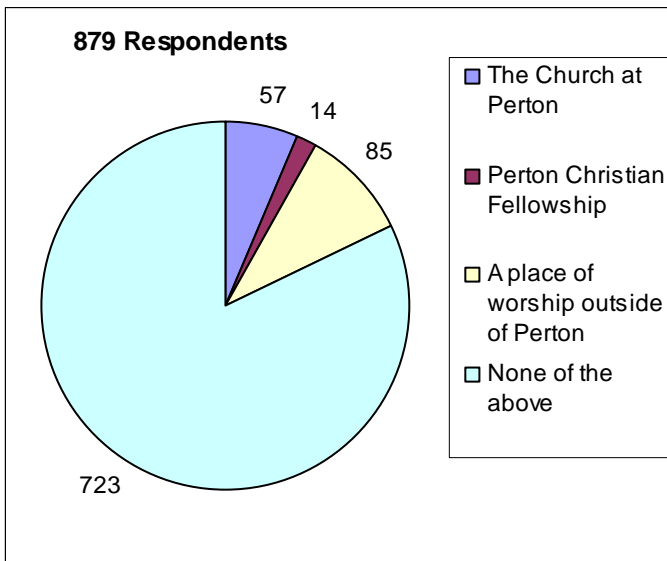
Question: 64

Should Perton be twinned with a place in another country?



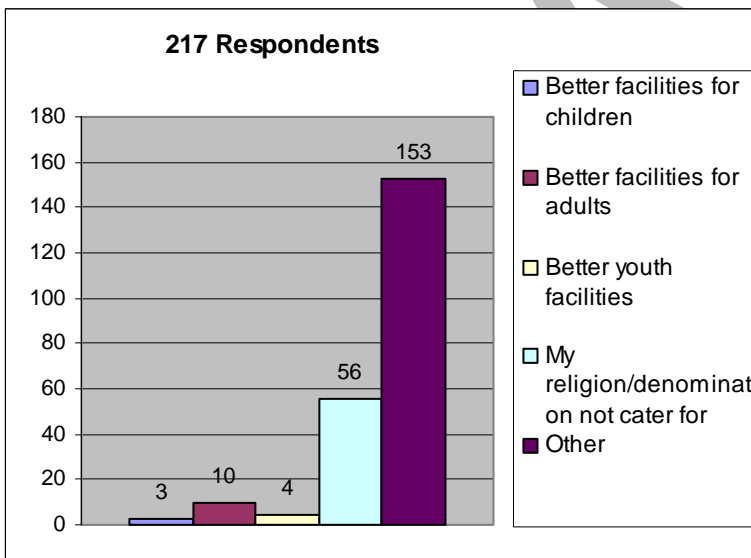
Question: 65

Are you an active member of?



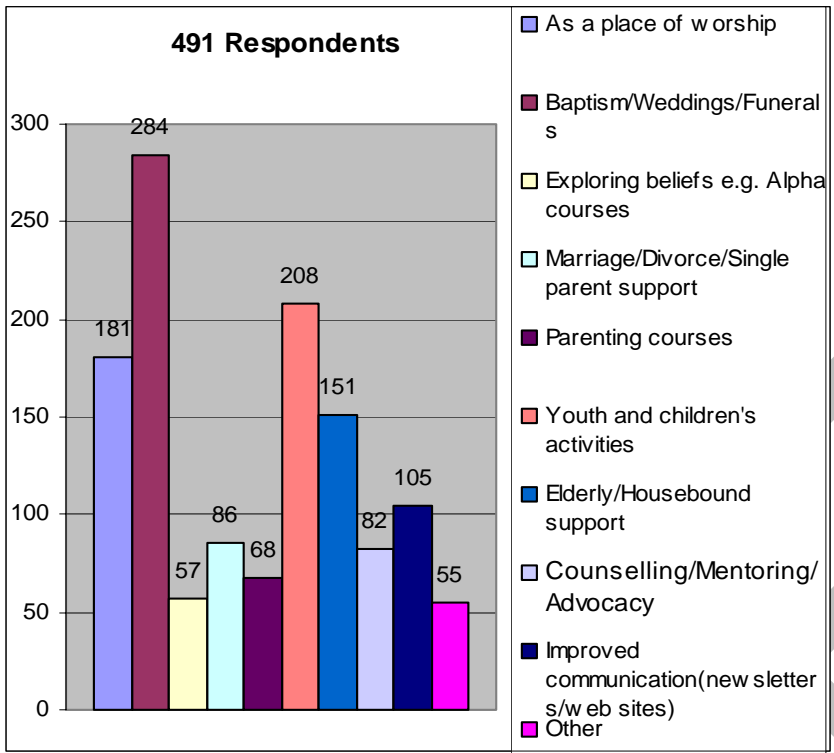
Question: 66

If you attend places of worship outside Perton Parish is it because?



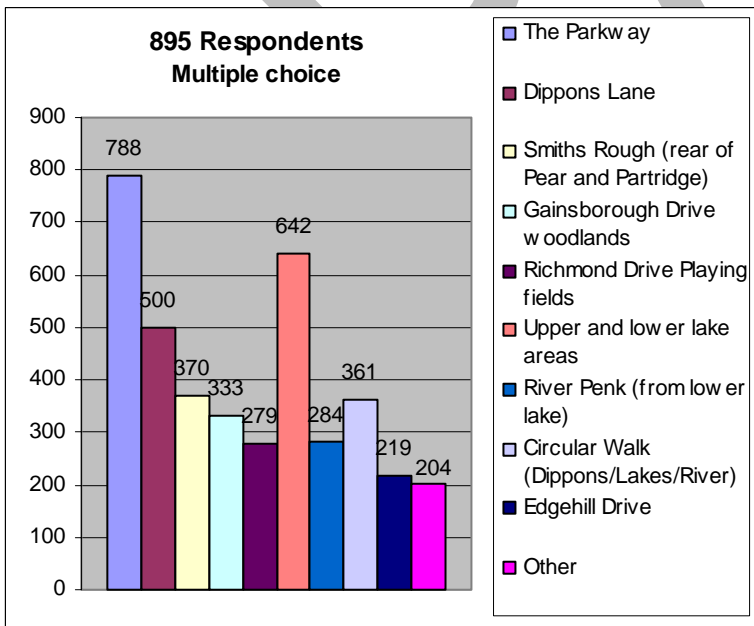
Question: 67

How can the local churches best serve you?



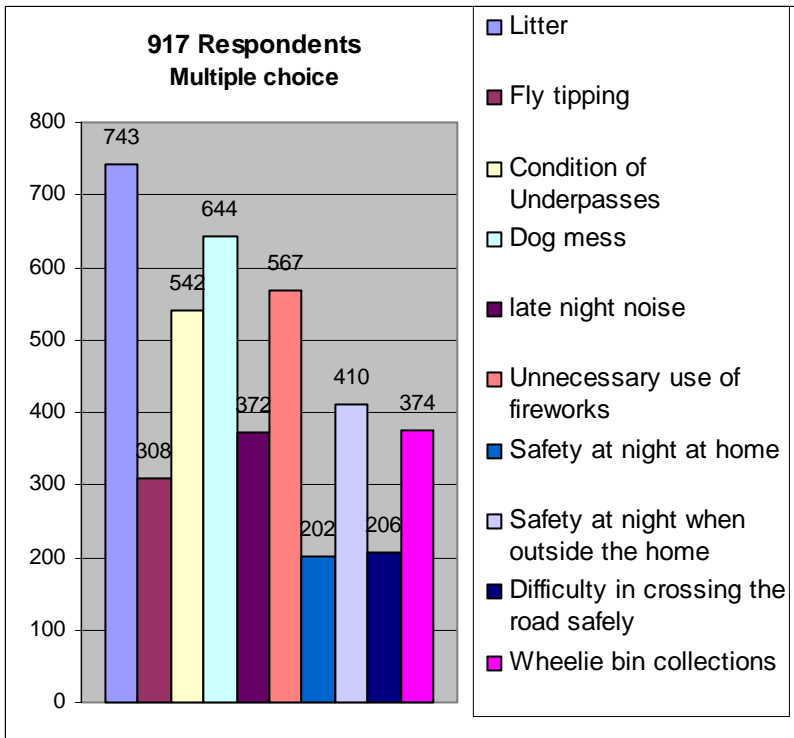
Question: 68

Which walkways and open areas do you use?



Question: 69

Are any of these issues a concern for you?



Question: 70

What do you like least / best about Perton Parish?

As with Question 23 to invite comment is to invite many differing opinions, however significant themes crop up on numerous occasions;

The least enjoyed aspects of Perton include:

- 1) Anti Social Behaviour
 - a. Lack of Parental Control
 - b. Anders Square – Intimidating Youths
 - c. Gangs of unruly youths / yobs
 - d. Misuse of Subways and Graffiti
 - e. Vandalism
 - f. Chav Culture
 - g. Graffiti
 - h. Drinking and Drunkenness – Much of it by under aged
 - i. Drug Taking
 - j. Noise and foul language
 - k. Youth Shelter is source of intimidation
 - l. Fires & Fireworks

2) Environmental Issues & Refuse Collections

- a. Anders Square and Subways
 - i. Paving, Chewing Gum, Graffiti etc
- b. Littering and broken glass
- c. Inconsiderate Neighbours / Residents
 - i. Yapping Dogs
 - ii. Noise from Pubs, particularly closing time
 - iii. Lack of pride in area
- d. Lack of Community Spirit
- e. Phone Masts
- f. Dog Fouling
- g. Geese Fouling
- h. Poor maintenance of roundabouts
- i. Grass Cutting and Maintenance of Estate
- j. State of paths – Particularly from Youth Shelter to Sainsbury's
- k. General run down appearance. Perton Centre / Pathways
- l. Bins not emptied weekly
 - i. Flats still using 'black bags'
 - ii. Summer smells
 - iii. Litter blows out of recycle boxes
- m. Graffiti

3) Policing

- a. Lack of visible policing
- b. Too few Police
- c. Weak Policing
- d. No police at trouble times – particularly at night

4) Civic Pride, Housing & Lack of Facilities

- a. Council Tax too high
- b. Councillors in it for the glory. Too expensive / Unapproachable
- c. Civic Centre too expensive
- d. Poor services from SSDC
- e. Too many houses used as bed sits
- f. High number of asylum seekers
- g. High price of housing
- h. No High School
- i. Football everywhere except correct places
- j. No Swimming Pool or Sports Hall
- k. No Bank / Building Society
- l. Sainsbury's taking people for a ride due to lack of competition
 - i. Not interested in local area
 - ii. Lack of staffing
 - iii. Pricing Policy – Often Expensive
 - iv. Poor stock control
- m. No Skate park
- n. Nothing for Teenagers
- o. Play Area Equipment – All ages

- 5) Highways & Transport
 - a. Only two access roads into Perton
 - b. Shortage of Road Crossings
 - c. Constant problems on Bus Lane causing Delays
 - d. Traffic chaos at rush hours
 - e. Speeding / Parking
 - f. Kids playing on roads
 - g. Dark Alleyways
 - h. Misuse of disabled parking bays at Sainsbury's
 - i. Condition of Sainsbury's Car Park
 - j. Poor links to Codsall / Bilbrook. No link to Telford
 - k. Expensive Transport
 - l. W'ton postcode (not staffs) means higher insurance premiums

The most enjoyed aspects of Perton include:

- 1) People
 - a. Neighbours
 - b. Good Community Spirit
 - c. Very Friendly People
 - d. A pleasant well maintained community
 - e. Quiet location –Safe & Family oriented
 - f. Village social atmosphere
 - g. Lots of help – caring people
- 2) Location / Rural Area
 - a. Good residential area
 - b. Lakes and wildlife, Streams, Woodlands & Walks
 - c. Walk and Cycle Paths
 - d. Maturing landscape
 - e. Close to countryside
 - f. Surrounded by 'greenbelt'
 - g. Good Civic Centre
 - h. No 'Through Traffic'
- 3) Convenience
 - a. Convenient transport links
 - b. Good commuter links
 - c. Close to City
 - d. Good housing
 - e. Age mix
 - f. Shopping facilities
 - g. Well planned, good layout
 - h. East Centre access from all areas – within walking distance
- 4) Facilities
 - a. Doctors / Dentist etc
 - b. Library
 - c. Post Office
 - d. Church & Civic Centre & Perton Christian Fellowship
 - e. Clubs, Dancing, Drama etc
 - f. Good Schools

- g. Pubs
 - h. Nursery
 - i. Kids Playground
 - j. Bin Collections / Recycling
- 5) Miscellaneous
- a. Music Festival
 - b. Adequate financial controls
 - c. Communication with residents
-
-

DRAFT